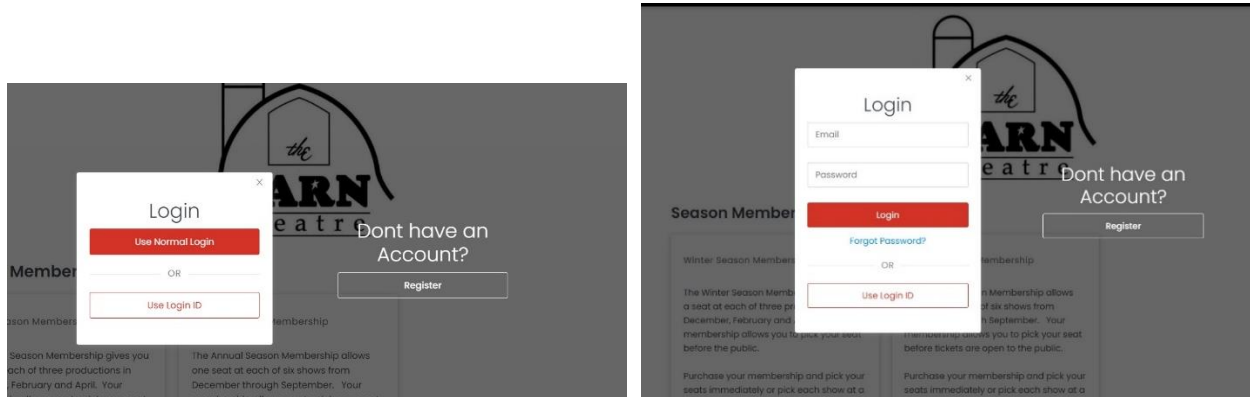


Season Membership Redemption:

Either from email or website to ovationtix.com
Top right-hand corner – click **LOGIN**

Pop up box comes up for login



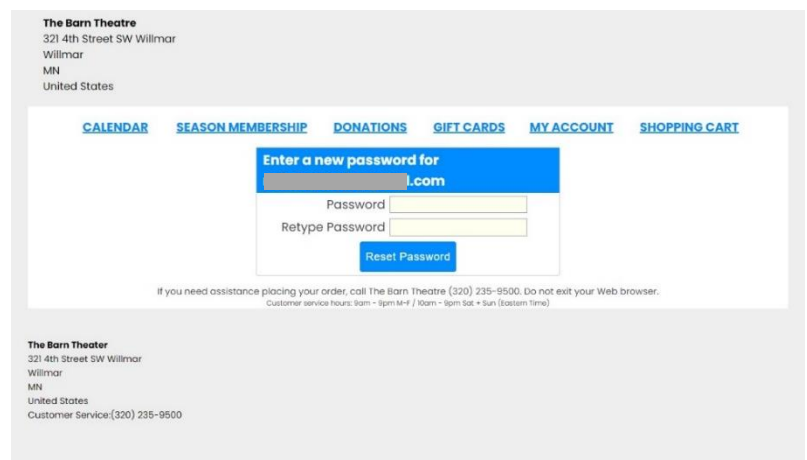
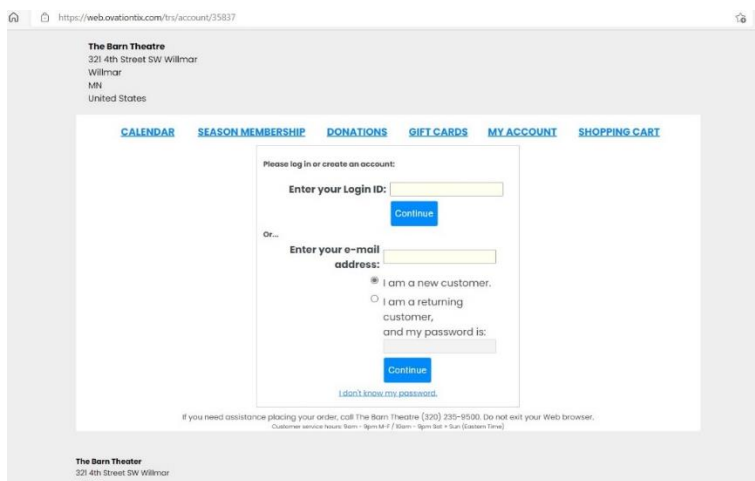
Click 'Use Normal Login'

Then: Put in email and click 'forgot password'

Follow the prompts to reset password – will ask for your email address to send reset password

This is the page you should get to:

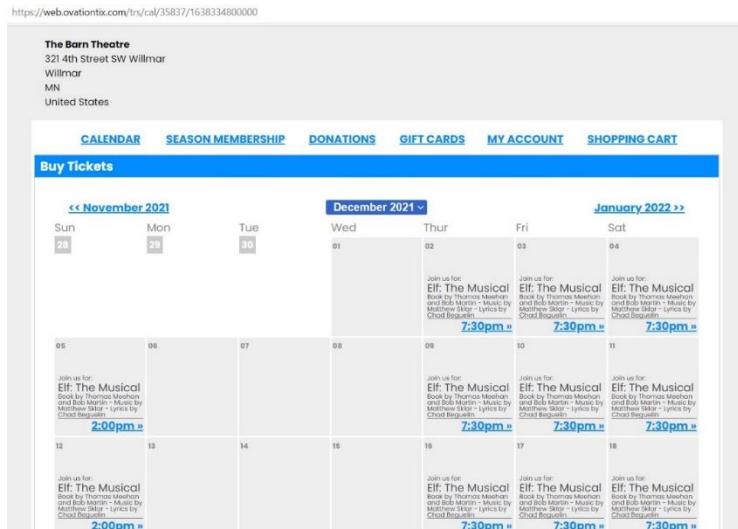
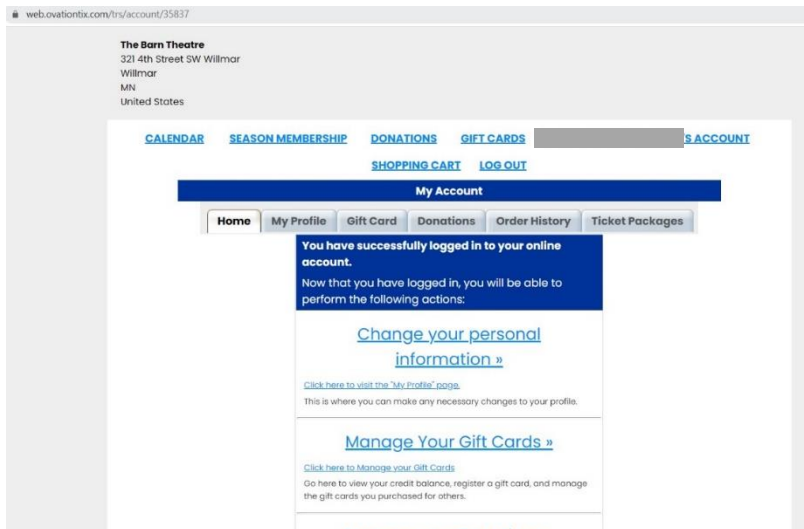
Link: [Consumer Account \(ovationtix.com\)](http://Consumer Account (ovationtix.com))



Enter your email ✓ "I am a returning customer, and my password is _____ Continue

You will have to enter the password to reset it – and then your login is your email and the password you choose.

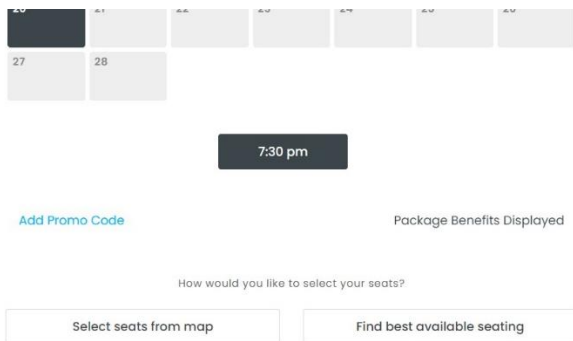
This is the page you should come to:



To redeem your Tickets:

From this screen the easiest is to click "CALENDAR" and find the date you are looking for:

Click date/time



Click "Select seat from map" or "Click best available seating"

Click the seat you would like

Then you should be able to click "add"

Then "Add ticket to cart"

Your tickets have been added to your cart

"Checkout"

Or browse and make your ticket reservations for each show available to your membership.

Then you may add the name of the ticket holder if you would like

And then "Submit"

Add a donation

Verify contact info

Checkout questions

Order review

Then "Continue"

Billing information – balance should be zero

Place order for "\$0.00"

"Place Order"